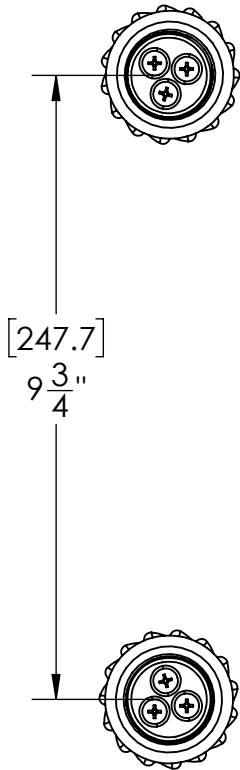
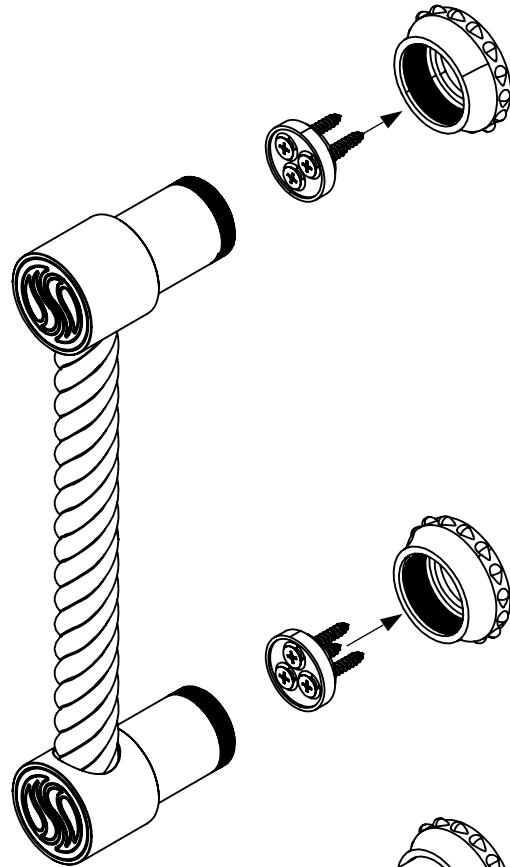


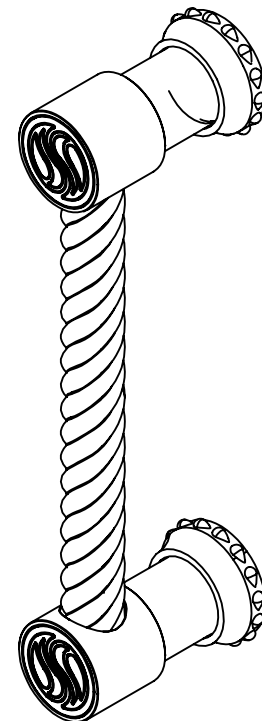
GRAND DUAL-POST DOOR PULL
D-ET-112-00



STEP 1
MARK CENTER TO CENTER
DISTANCE AND SCREW
ROSETTES TO WALL USING
PROPER ANCORS.



STEP 2
ALIGN ARM POST TO ROSETTES
AND TURN COUNTERCLOCKWISE
TO TIGHTEN ARM POST TO DOOR.



STEP 3
CLEAN ALL SURFACES OF
FINGERPRINTS WITH
POLISHING CLOTH.